

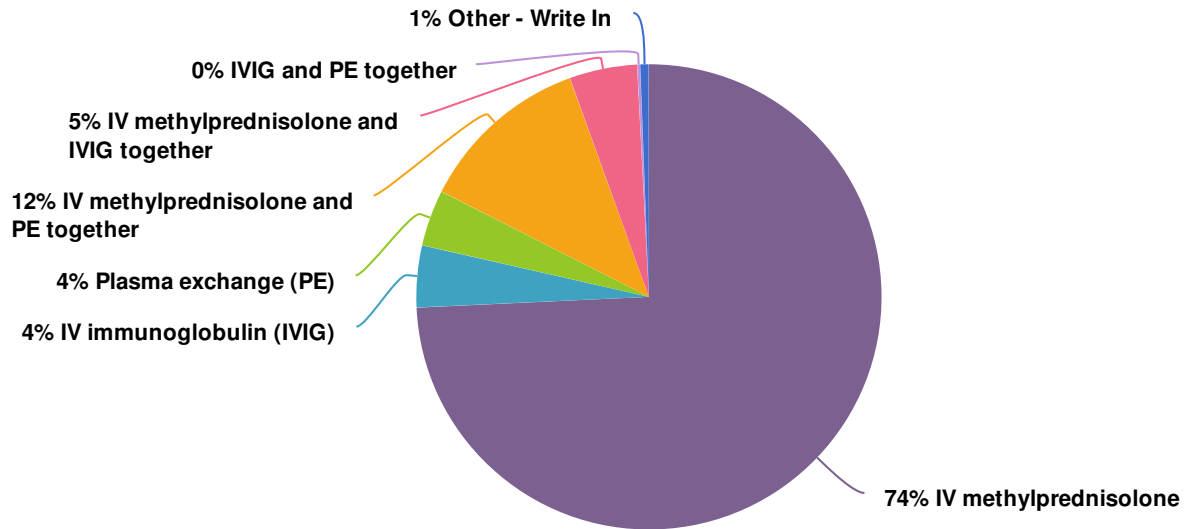
Report for Practice Current: How Do You Treat NMO?

Response Counts



Totals: 508

1. What is your first-line choice for the acute treatment of this neuromyelitis optica spectrum disorder (NMOSD) attack?

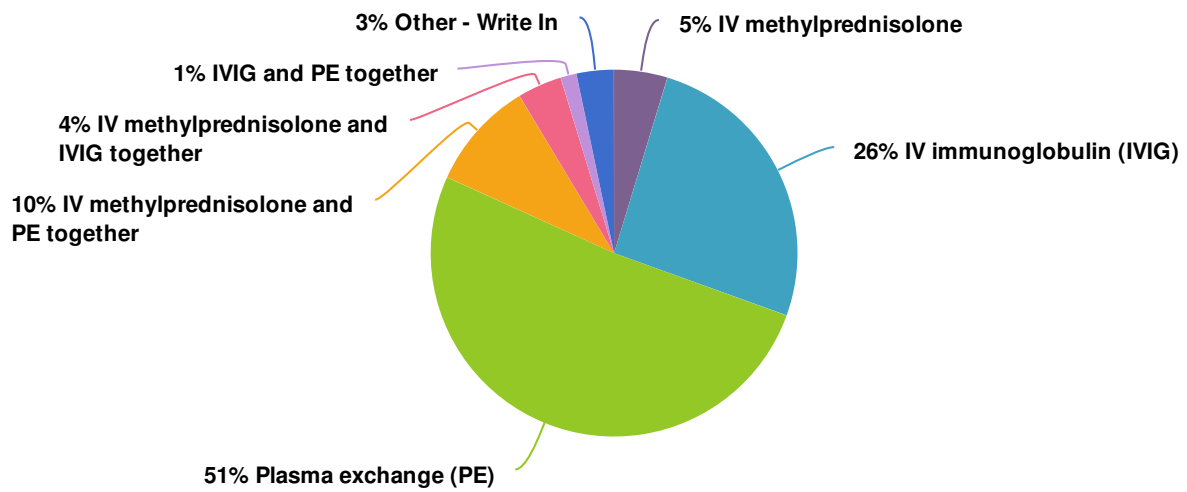


Value	Percent	Responses
IV methylprednisolone	74.2%	377
IV immunoglobulin (IVIG)	4.3%	22
Plasma exchange (PE)	3.9%	20
IV methylprednisolone and PE together	12.0%	61
IV methylprednisolone and IVIG together	4.7%	24
IVIG and PE together	0.2%	1
Other - Write In	0.6%	3

Totals: 508

2. A week passes, and there is little improvement in the patient's symptoms. What is your second-line choice for the acute treatment of

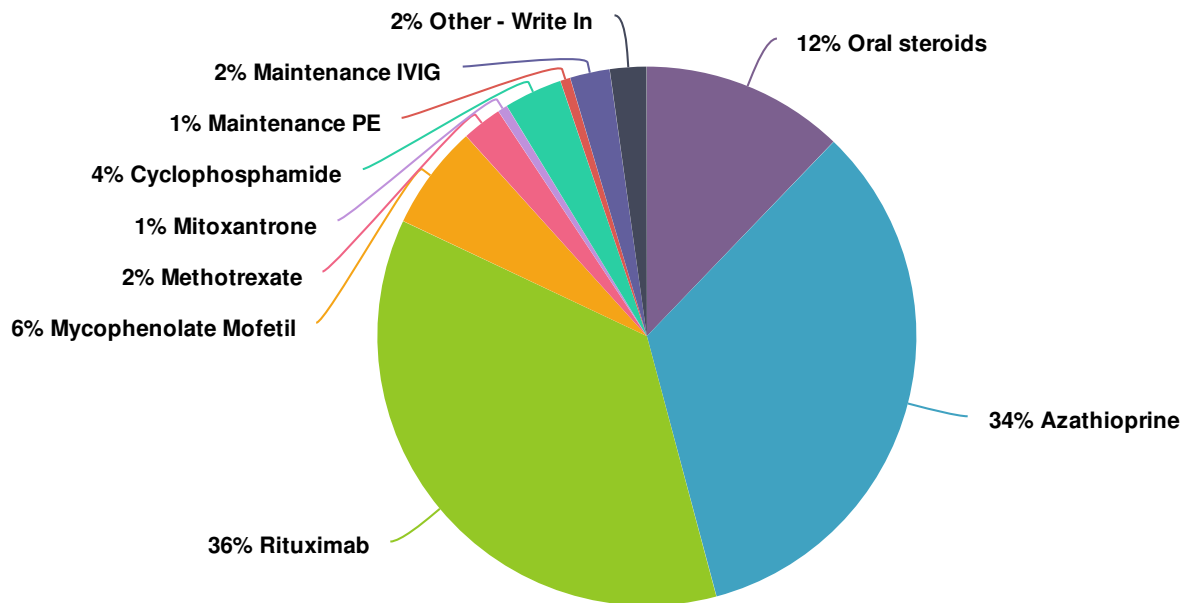
her NMOSD attack?













Value	Percent	Responses
IV methylprednisolone	4.7%	24
IV immunoglobulin (IVIG)	25.8%	131
Plasma exchange (PE)	51.2%	260
IV methylprednisolone and PE together	9.6%	49
IV methylprednisolone and IVIG together	3.9%	20
IVIG and PE together	1.4%	7
Other - Write In	3.3%	17

Totals: 508

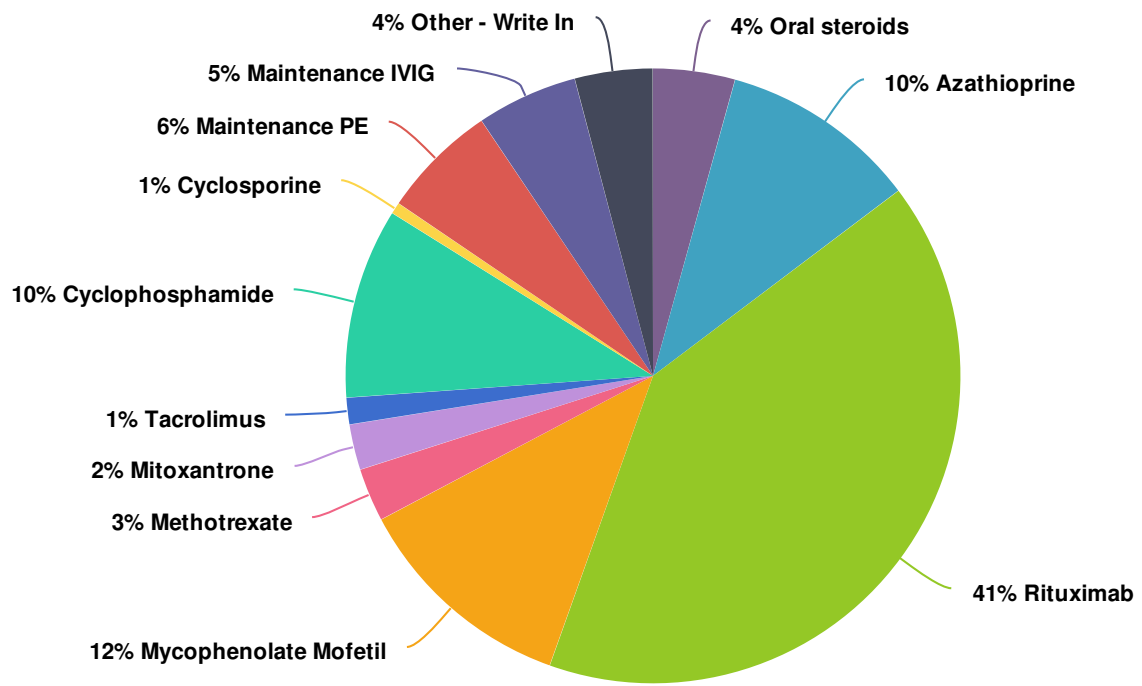
3. On your second-line treatment, the patient demonstrates greater symptom improvement, and is able to ambulate with a cane, with poor vision in her right eye. After treating the acute relapse, what is your choice for preventative immunotherapy?



Value		Percent	Responses
Oral steroids		12.2%	62
Azathioprine		33.7%	171
Rituximab		36.2%	184
Mycophenolate Mofetil		6.3%	32
Methotrexate		2.4%	12
Mitoxantrone		0.6%	3
Cyclophosphamide		3.5%	18
Maintenance PE		0.6%	3
Maintenance IVIG		2.4%	12
Other - Write In		2.2%	11

Totals: 508

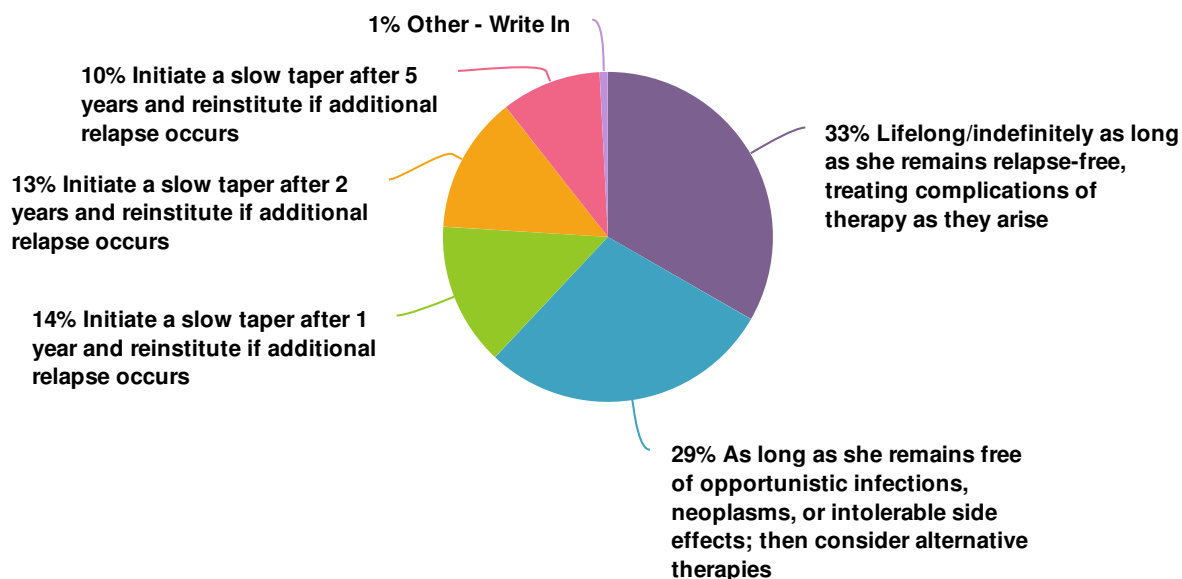
4. Unfortunately, the patient presents to hospital again 6 months later with intractable hiccups, nausea, and vomiting, and a repeat MRI confirms an area postrema syndrome. What is your second-line choice for her maintenance immunotherapy?



Value		Percent	Responses
Oral steroids		4.3%	22
Azathioprine		10.4%	53
Rituximab		40.7%	207
Mycophenolate Mofetil		11.8%	60
Methotrexate		2.8%	14
Mitoxantrone		2.4%	12
Tacrolimus		1.4%	7
Cyclophosphamide		10.0%	51
Cyclosporine		0.6%	3
Maintenance PE		6.1%	31
Maintenance IVIG		5.3%	27
Other - Write In		4.1%	21

Totals: 508

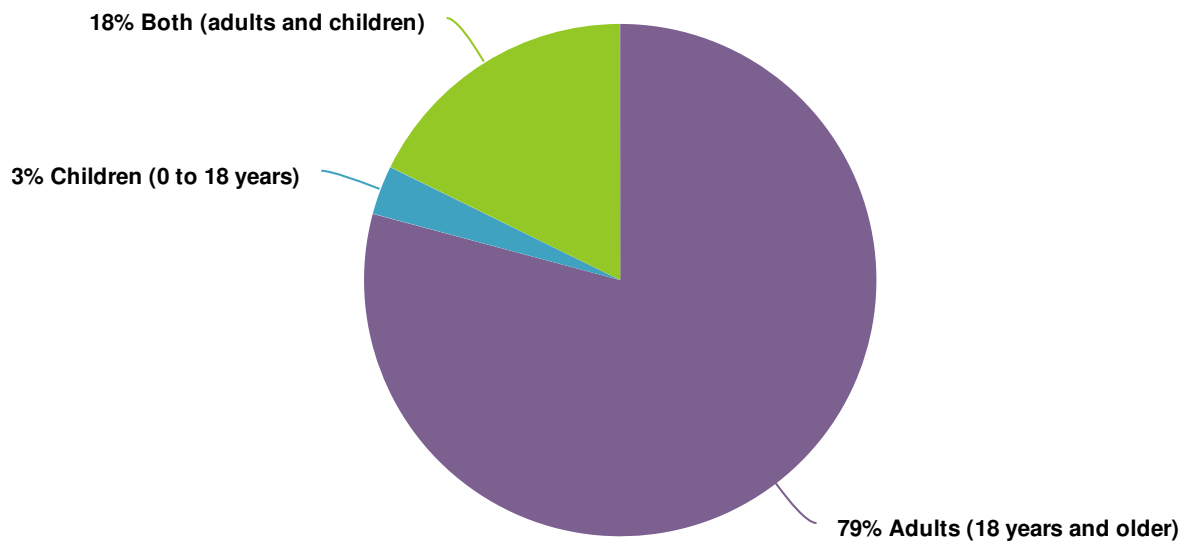
5. How long would you keep this patient on chronic immunotherapy?



Value	Percent	Responses
Lifelong/indefinitely as long as she remains relapse-free, treating complications of therapy as they arise	33.3%	169
As long as she remains free of opportunistic infections, neoplasms, or intolerable side effects; then consider alternative therapies	28.7%	146
Initiate a slow taper after 1 year and reinstitute if additional relapse occurs	14.0%	71
Initiate a slow taper after 2 years and reinstitute if additional relapse occurs	13.4%	68
Initiate a slow taper after 5 years and reinstitute if additional relapse occurs	9.8%	50
Other - Write In	0.8%	4

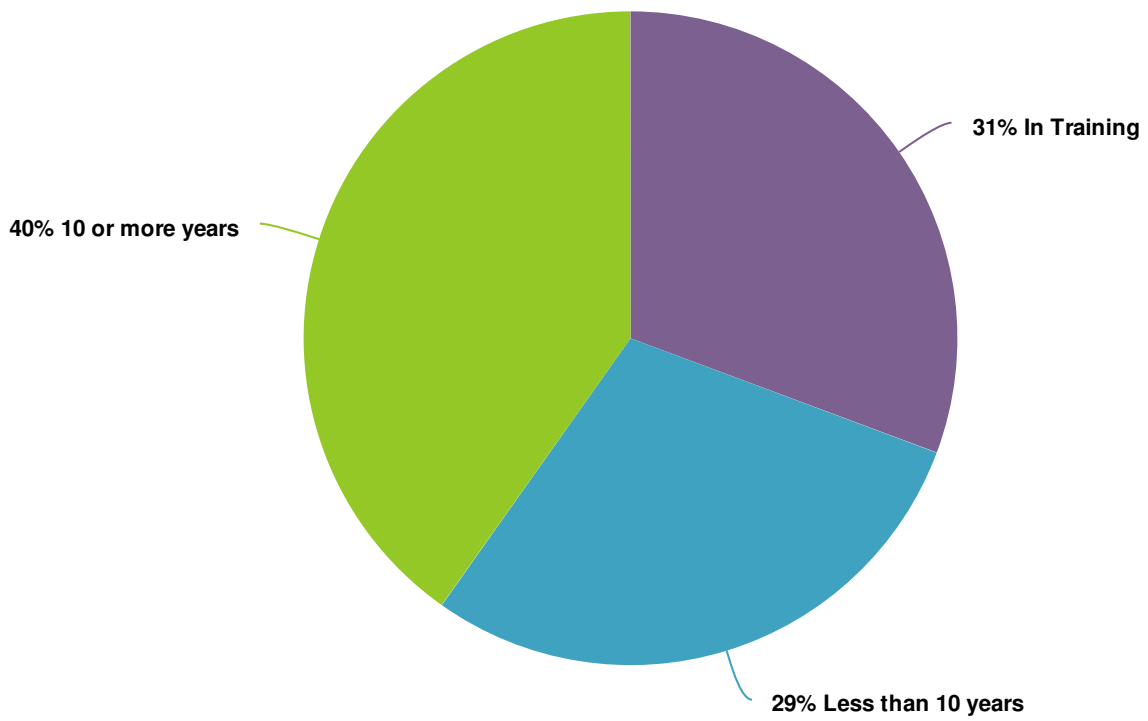
Totals: 508




6. What patient population do you treat?



Value	Percent	Responses
Adults (18 years and older)	79.1%	402
Children (0 to 18 years)	3.1%	16
Both (adults and children)	17.7%	90
		Totals: 508

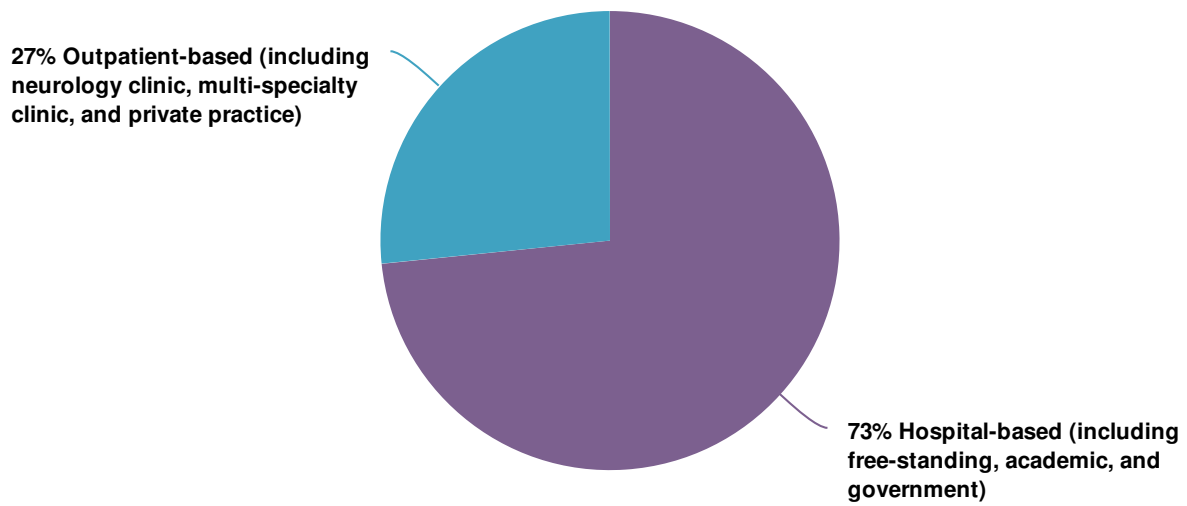
7. How many years have you been in practice?



Value		Percent	Responses
In Training		30.7%	156
Less than 10 years		29.1%	148
10 or more years		40.2%	204

Totals: 508

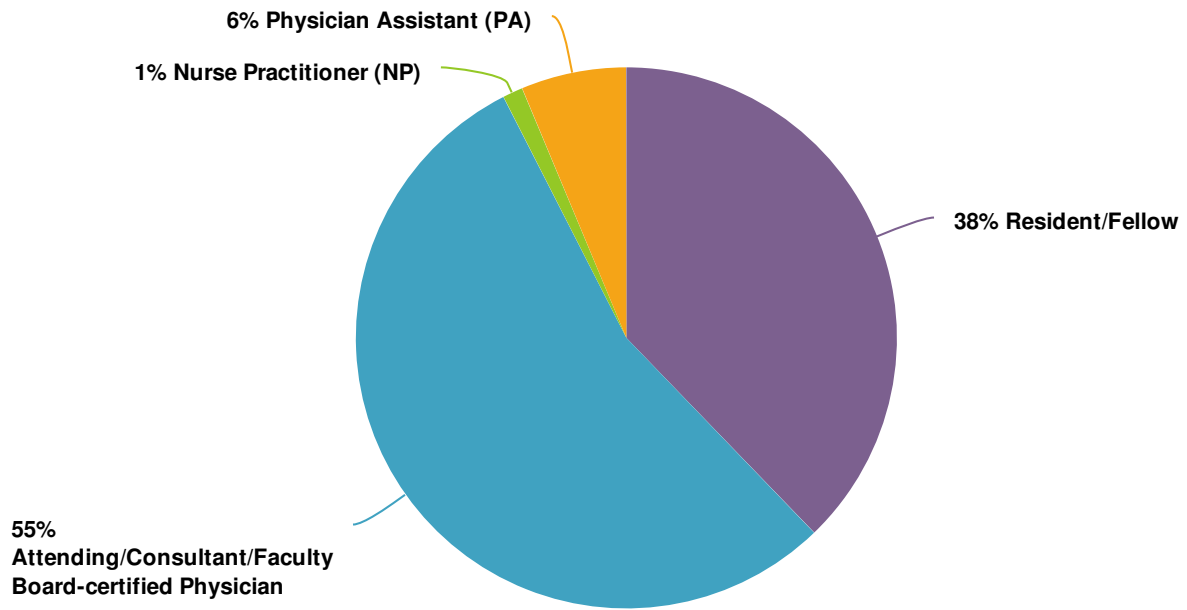
8. What is your primary work setting?



Value	Percent	Responses
Hospital-based (including free-standing, academic, and government)	73.4%	373
Outpatient-based (including neurology clinic, multi-specialty clinic, and private practice)	26.6%	135

Totals: 508

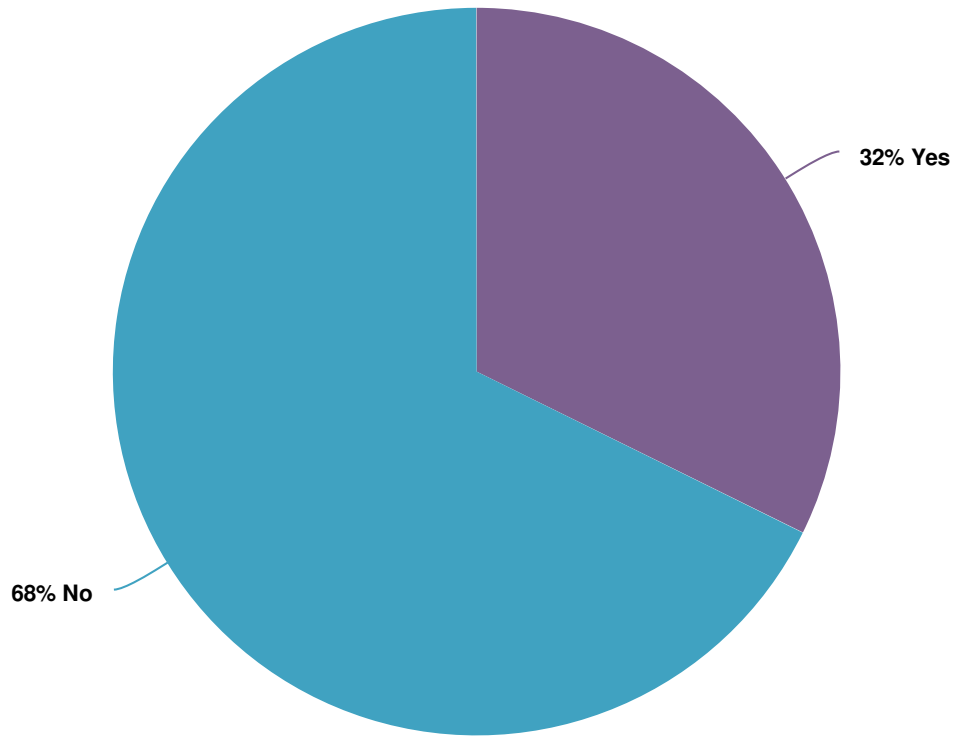
9. What is your current level of training?





Value	Percent	Responses
Resident/Fellow	37.8%	192
Attending/Consultant/Faculty Board-certified Physician	54.7%	278
Nurse Practitioner (NP)	1.2%	6
Physician Assistant (PA)	6.3%	32

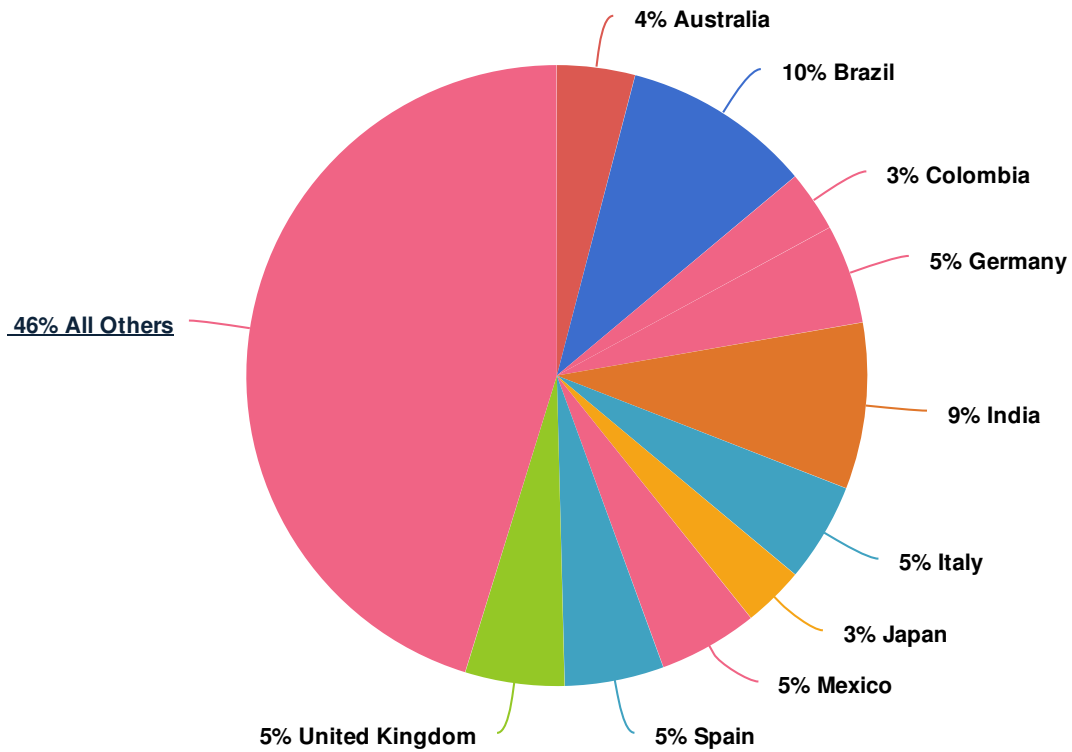
Totals: 508

10. Do you currently practice in the United States?



Value		Percent	Responses
Yes		32.3%	164
No		67.7%	344
			Totals: 508

11. In what country is your practice located?



Value	Percent	Responses
Australia	4.1%	14
Brazil	9.9%	34
Colombia	3.2%	11
Germany	5.2%	18
India	8.7%	30
Italy	5.2%	18
Japan	3.2%	11
Mexico	5.2%	18
Spain	5.2%	18
United Kingdom	5.2%	18
Afghanistan	0.3%	1

Totals: 344

Value		Percent	Responses
Algeria		0.9%	3
Andorra		0.3%	1
Argentina		2.0%	7
Austria		0.3%	1
Bahrain		0.3%	1
Belarus		0.3%	1
Belgium		1.2%	4
Botswana		0.3%	1
Canada		2.0%	7
Chile		1.7%	6
China		2.9%	10
Costa Rica		0.3%	1
Dominican Republic		0.9%	3
Ecuador		1.2%	4
Egypt		0.9%	3
Estonia		0.3%	1
Finland		0.3%	1
France		1.5%	5
Ghana		0.3%	1
Greece		0.6%	2

Totals: 344

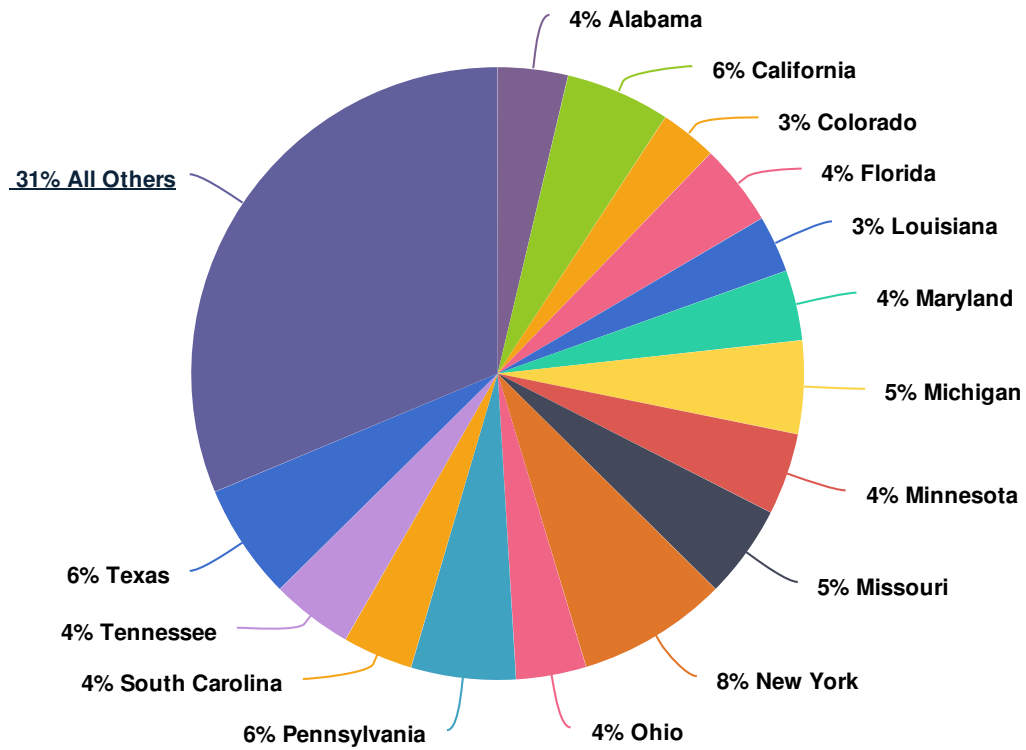
Value		Percent	Responses
Guatemala		0.3%	1
Honduras		0.3%	1
Hong Kong		0.3%	1
Hungary		0.6%	2
Iran, Islamic Republic of		0.9%	3
Ireland		0.6%	2
Israel		0.6%	2
Korea, Republic of		0.3%	1
Lebanon		0.3%	1
Malaysia		0.9%	3
Moldova		0.3%	1
Pakistan		1.5%	5
Palestine, State of		0.6%	2
Paraguay		0.3%	1
Peru		2.6%	9
Philippines		0.6%	2
Poland		0.9%	3
Portugal		2.0%	7
Puerto Rico		0.3%	1
Qatar		0.3%	1

Totals: 344

Value		Percent	Responses
Romania		0.3%	1
Russian Federation		0.9%	3
Saudi Arabia		1.7%	6
Singapore		1.5%	5
South Africa		0.6%	2
Sudan		0.3%	1
Sweden		0.9%	3
Switzerland		0.6%	2
Taiwan		0.9%	3
Thailand		1.2%	4
Tunisia		0.3%	1
Turkey		1.2%	4
Ukraine		0.6%	2
United Arab Emirates		0.6%	2
Venezuela		0.3%	1
Zimbabwe		0.3%	1

Totals: 344

12. In what state is your practice located?












Value	Percent	Responses
Alabama	3.7%	6
California	5.5%	9
Colorado	3.0%	5
Florida	4.3%	7
Louisiana	3.0%	5
Maryland	3.7%	6
Michigan	4.9%	8
Minnesota	4.3%	7
Missouri	4.9%	8
New York	7.9%	13
Ohio	3.7%	6

Totals: 164

Value		Percent	Responses
Pennsylvania		5.5%	9
South Carolina		3.7%	6
Tennessee		4.3%	7
Texas		6.1%	10
Arizona		1.2%	2
Arkansas		1.2%	2
Connecticut		1.8%	3
Delaware		0.6%	1
District of Columbia		0.6%	1
Georgia		1.8%	3
Hawaii		0.6%	1
Illinois		2.4%	4
Indiana		1.2%	2
Iowa		0.6%	1
Kansas		0.6%	1
Kentucky		1.8%	3
Maine		1.2%	2
Massachusetts		2.4%	4
Montana		0.6%	1
Nebraska		0.6%	1

Totals: 164

Value		Percent	Responses
Nevada		1.2%	2
New Hampshire		1.2%	2
New Jersey		2.4%	4
North Carolina		1.2%	2
Oregon		0.6%	1
Virginia		1.8%	3
West Virginia		1.2%	2
Wisconsin		1.2%	2
Wyoming		1.2%	2

Totals: 164